

First Name:	Last Name:	
Street Address:		
City:	State:	Zip:
Phone:		
Motor Coach Brand:	Model:	

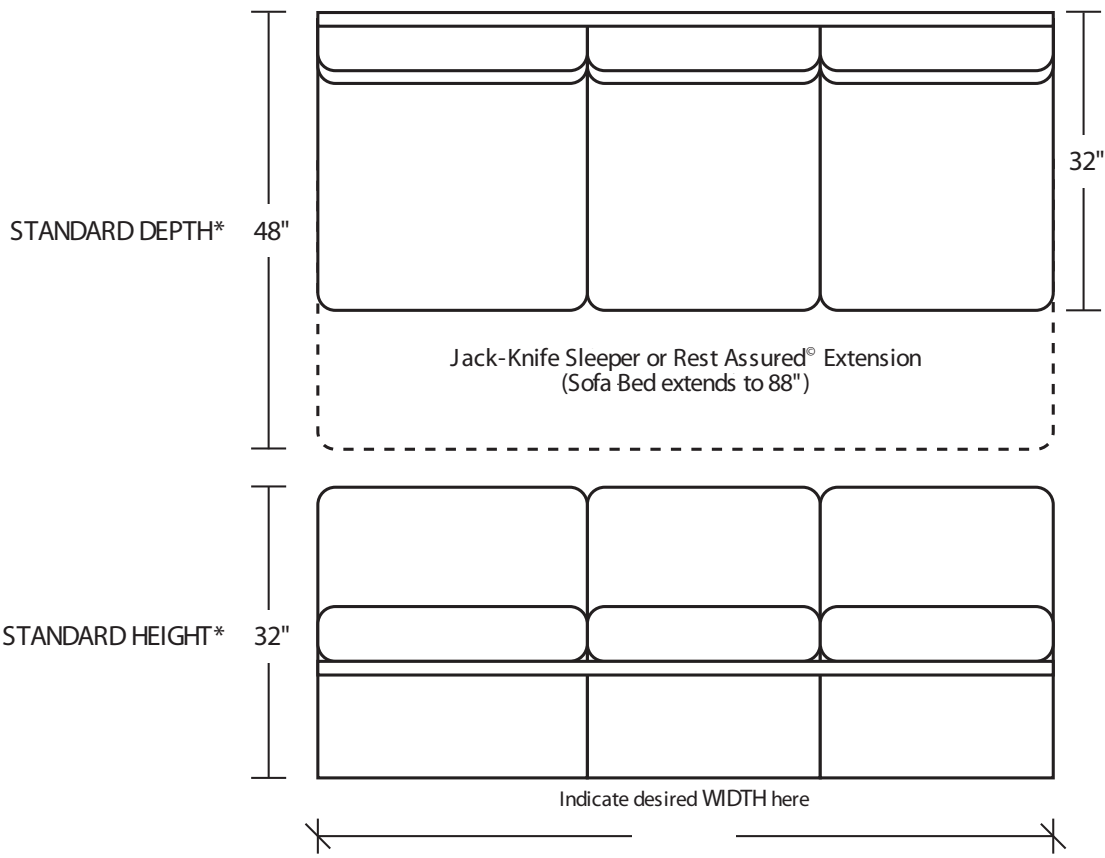
1. CHOOSE A STYLE

Browse the product section of our web site to identify the style and fabric you desire for your sofa or j-lounge. Mark your selections here. (Note: Leather and Ultraleather upholstery are available for an additional cost, and must be checked in Section 4-Options of this order form.)

Style	Fabric

2. TAKE MEASUREMENTS

Measure the space where you will place your sofa or j-lounge to make sure you have enough room to accommodate the depth and height indicated in the diagrams below. Our sofas and j-lounges can be modified to fit virtually any space requirement. Indicate your desired width in the space provided below.



* The above dimensions are general specifications only, and normal variations are to be expected due to differences in upholstery types.

SOFA/J-LOUNGE TYPES (TOP VIEWS)

Type: **Straight Face**



Height: 32" Depth: 32"

Type: **Convex**
(Milano only)



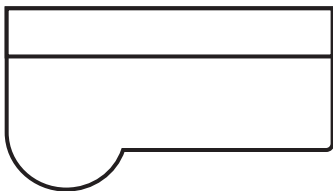
Height: 32" Depth: 38"

Type: **Curved Face**
(standard)



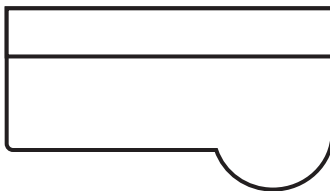
Height: 32" Depth: 32"

Type: **Left Arm Facing 'J'**
(standard)



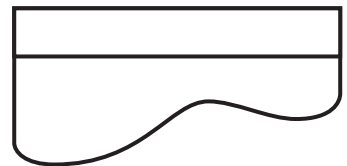
Height: 32" Depth: 38"

Type: **Right Arm Facing 'J'**
(standard)



Height: 32" Depth: 38"

Type: **LAF or RAF Curved Face**
(Sonoma and Rio only)




Height: 32" Depth: 38"

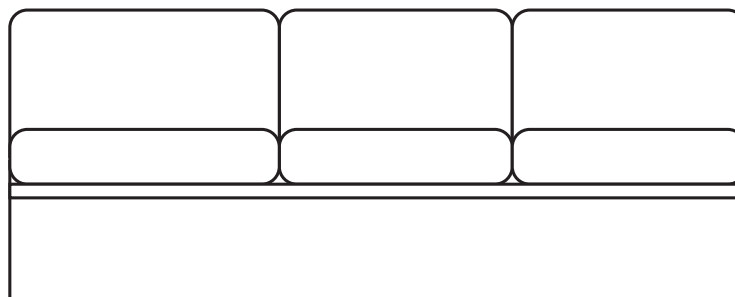
3. CHECK FOR OBSTRUCTIONS

Please indicate the approximate location, shape and size of any obstructions that might interfere with the placement of your sofa in the diagram here. Use the space below to provide a brief description.

TOP VIEW



FRONT VIEW



4. INDICATE DESIRED OPTIONS

Check the appropriate boxes for the optional features you would like included in your sofa or j-lounge. (Note: Most styles come standard in jack knife bed conversion style with a removable front panel for storage access.)

Choose One:

- | | |
|---|---------|
| <input type="checkbox"/> Sofa (any style in Villa fabric) | \$1,500 |
| <input type="checkbox"/> J-Lounge (any style in Villa fabric) | \$1,750 |

Check the Appropriate Options:

- | | |
|---|-------|
| <input type="checkbox"/> Rest Assured Bed Conversion
(seat cushions flip over for a flatter,
more comfortable sleeping surface) | \$150 |
| <input type="checkbox"/> Sofa Bed with traditional tri-fold mattress | \$300 |
| <input type="checkbox"/> Air Mattress Upgrade for Sofa Bed | \$250 |
| <input type="checkbox"/> Drawers | \$150 |
| <input type="checkbox"/> Electric Jack-Knife Sofa | \$495 |
| <input type="checkbox"/> Fold-down table
(from center back rest position) | \$295 |
| <input type="checkbox"/> Inliner Sofa Option (Each)
(not available on sleeper sofas) | \$300 |

Subtotal _____

Premium Upholstery Choices:

- | | |
|---|---------|
| <input type="checkbox"/> Leather Trim (leather on exposed surfaces only, matching vinyl on sides) | \$895 |
| <input type="checkbox"/> Ultraleather | \$895 |
| <input type="checkbox"/> All Leather | \$1,495 |

See Shipping Chart for your local rates and include the amount here.

Shipping _____

Total _____

A 50% deposit is required with all new furniture orders. The balance is payable prior to product shipment. Prices subject to change without notice.
* 7.75% sales tax applicable on deliveries within California. Revised February, 2005.